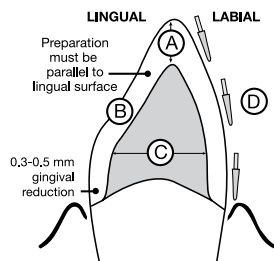


# REFERENCE

## BIOTEMPS PREP GUIDES

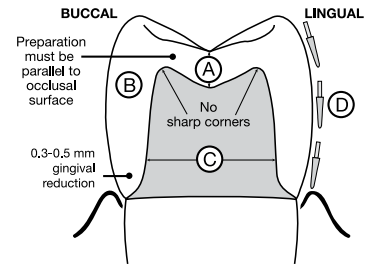
### PREPARATION GUIDELINES

#### BIOTEMPS ANTERIOR



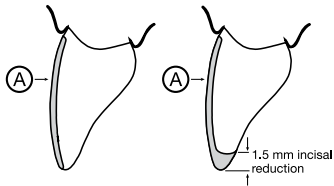
- A. 1 mm incisal reduction
- B. 0.8 mm middle third reduction
- C. Axial walls must be convergent (avoid undercuts)
- D. Preparation should be cut in three planes
- E. To achieve optimal impression quality, gingival retraction is necessary for preparations with subgingival or equigingival margins

#### BIOTEMPS POSTERIOR



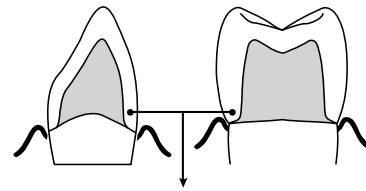
- A. 1 mm occlusal reduction
- B. 0.8 mm middle third reduction
- C. Axial walls must be convergent (avoid undercuts)
- D. Preparation should be cut in three planes
- E. To achieve optimal impression quality, gingival retraction is necessary for preparations with subgingival or equigingival margins

#### BIOTEMPS VENEERS



- A. 0.3 to 1.0 mm labial reduction

#### BIOTEMPS LABIAL OR 360° MARGIN



- 0.3-0.5 mm gingival reduction using rounded shoulder margin design

# REFERENCE