

BruxZir® NOW Milling Blocks

Instructions for Use

ENGLISH

1. Product Description

BruxZir® NOW Milling Blocks

BruxZir NOW is a pre-shaded, fully sintered zirconia CAD/CAM block used for manufacturing single-unit dental restorations with the TS150™ or TS150e™ chairside mill. BruxZir NOW milling blocks are available in multiple shades that correspond to the VITA® Classical shade guide. The product includes a bur, and the method of processing the restoration is with the TS150 or TS150e using CAM machining strategies.

2. Indications for Use

The device is indicated for use by dental technicians in the construction of custom-made all-ceramic restorations for anterior and posterior locations.

3. Contraindications

None.

4. Technical Data Table

As measured according to ISO 6872

Table 1	
Classification - Type II, Class 6	
Coefficient of Thermal Expansion (CTE) (25–500°C)	11 x 10 ⁻⁶ K
Flexural Strength	> 800 MPa
Density	6.05 g/cm ³


5. Design of Restoration


Failure to observe the wall thickness recommendations as shown in Table 2 may result in fracture of the final restoration.

For specific instructions on design of the restorations, please refer to the manual designated for your CAD system.

Table 2		
Recommended Wall Thickness Chart for Sintered Understructures and Full Contours		Single unit (standard)
Anterior	Wall Thickness (substructure) Circular Incisal/Occlusal	≥ 0.5 mm
		≥ 0.7 mm
Posterior	Wall Thickness (substructure) Circular Incisal/Occlusal	≥ 0.5 mm
		≥ 0.7 mm

6. Milling

 Warning: Ensure that the coolant trough filter is cleaned according to the TS150 or TS150e Quick-Start Guide before and after any BruxZir NOW blocks are milled. Failure to do so may result in low coolant pressure and a pause in subsequent milling procedures.

 Warning: Ensure TS150 or TS150e mill coolant trough is filled with 8 fl oz (240 mL) TS150 mill coolant concentrate and 2.5 quarts (2.4 L) distilled or R.O. water prior to milling operations. Failure to do so may cause incomplete BruxZir NOW block milling.

After the restoration has been digitally designed and the milling program has been created, use the Control Panel Software to select the program and follow the prompts until the milling begins on the BruxZir NOW blocks. A new bur is required for each restoration. Once milled, carefully remove the restoration from the block, clean the leftover sprue, and remove all residual dust from the restoration.

7. Finishing

No sintering is required for BruxZir NOW restorations. Polishing, staining and/or glazing are optional and may be done as desired. BruxZir NOW blocks are individually designed to match the body of the indicated VITA shade. Because the blocks are monochromatic (one color), staining may be performed to match specific prescriptions or to achieve a gingival-to-incisal blend of color. Follow the manufacturer's directions for using stain or glaze.

NOTE: Only low fusing glaze may be used.

8. Cementation


The dental professional should use resin-reinforced glass ionomers, resin cements, or self-adhesive resin cements to cement the BruxZir NOW restorations.

9. Storage

Before storing BruxZir NOW blocks and burs, ensure there is no damage from shipping. Shipping damage may include cracks and chips of the block, and/or broken mandrels. The blocks and burs should be stored at room temperature and away from dust and potential contamination sources. When not in use, store the BruxZir NOW blocks and burs in their original packaging.

10. WARNINGS

Do not inhale dust. Do not get dust into eyes or have prolonged contact directly with the skin. Personal protective equipment (PPE) such as gloves, masks and lab coats are recommended in order to avoid possible contact with and irritation of the skin or eyes during processing.









 Warning: Material may break from sprue if dropped on a hard surface.

NOTE: To request the SDS for this product, call Glidewell Direct at 888-303-3975.


11. Questions/Comments

For questions and/or comments or for further instructions regarding the use of the product, please contact Glidewell Direct in the U.S. at 18651 Von Karman Ave., Irvine, CA 92612 or by calling 888-303-3975.

12. Symbols

	Manufacturer		Consult Instructions for Use
	Catalogue Number		Lot Number
	Keep Dry		Manufactured Date
	Caution		Prescription Only

VITA is a registered trademark of VITA Zahnfabrik. TS150 and TS150e are trademarks of Prismatic Dentalcraft, Inc.

 **Prismatic Dentalcraft, Inc.**
(A wholly owned subsidiary of Glidewell Laboratories)
2212 Dupont Drive
Irvine, CA 92612, USA
Tel: 844-255-2661
Fax: 800-579-8233