



GLIDEWELL CUSTOM ABUTMENT LIBRARIES

**Download and Import
Instructions**

Contents

Requirements	4
Download the Files	4
Import the Files into 3Shape	5
Technical Support.....	7

CUSTOM ABUTMENT LIBRARIES

2016

REQUIREMENTS

1.0 REQUIREMENTS

- 1.1 Must have the Glidewell scanning abutments
- 1.2 Must have the Abutment Designer Module in 3Shape

2.0 DOWNLOAD THE FILES

- 2.1 Access the libraries from glidewell dental.com/services/3shape-design-library/
- 2.2 Select the system you wish to get libraries for
- 2.3 Click on the 'Download' link

Manufacturer	System	Abutment Kits	Download File
BIOMET 3i™	Certain®	<ul style="list-style-type: none">• 3.4 Ti• 5.0 Ti• 3.4 – 4.5mm• 5.0 – 4.5mm• 3.4 – 6mm• 5.0 – 6mm• 3.4 Hybrid Bar	<ul style="list-style-type: none">• 4.1 Ti• 6.0 Ti• 4.1 – 4.5mm• 6.0 – 4.5mm• 4.1 – 6mm• 6.0 – 6mm• 4.1 Hybrid Bar 

- 2.4 You will be prompted to save a .ZIP file in a method specific to the internet browser you are using
- 2.5 Save the .ZIP file into a location on your computer
- 2.6 Locate the .ZIP file and extract the contents
- 2.7 You now have a file that ends with a .DME.

3.0 IMPORT THE FILES INTO 3SHAPE

3.1 Launch your 3Shape Dental System Control Panel:

3.1.1 Select the control panel shortcut from your desktop



3.1.2 Launch the control panel from Dental Manager



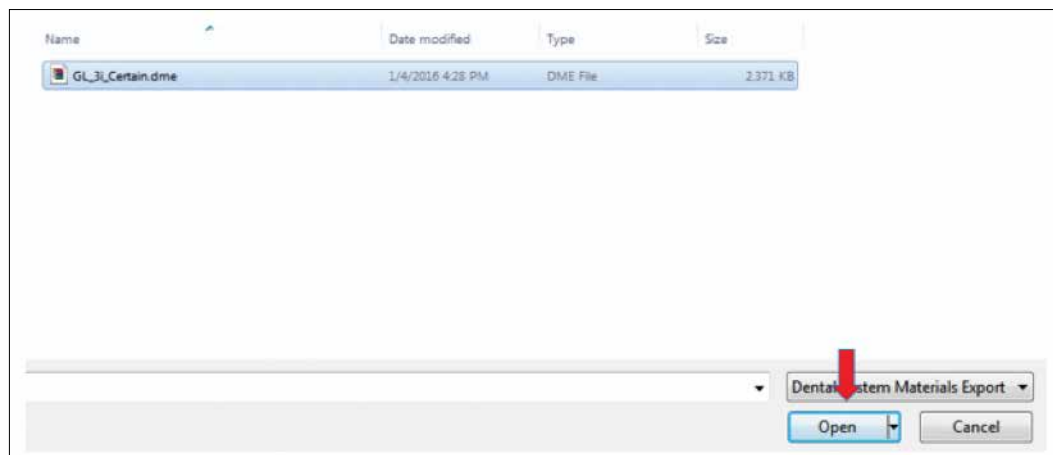
3.2 From the main menu, go to **Tools > Import/Export**



3.2.1 Select **'Import Materials'**

3.2.2 From the window that opens, locate the file you have downloaded and extracted

3.2.3 Select the file and click **'Open'**

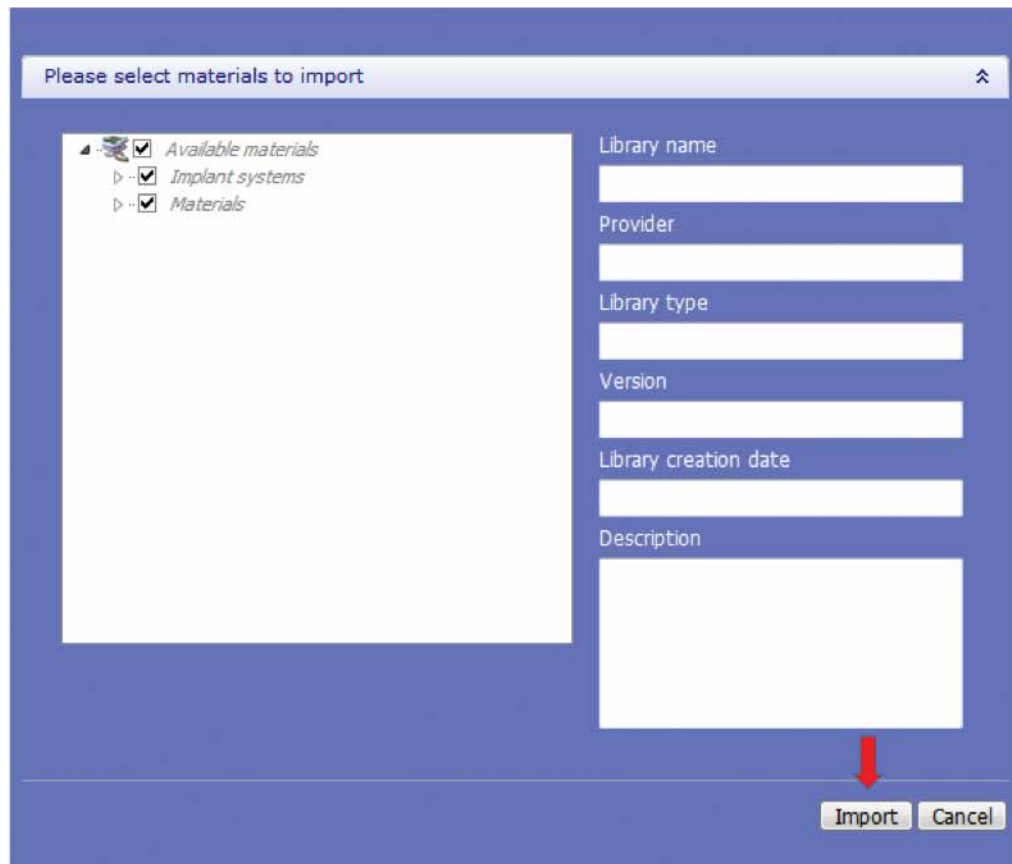


CUSTOM ABUTMENT LIBRARIES

2016

IMPORT THE FILES INTO 3SHAPE

- 3.2.4 You will be prompted to select the materials to import.
Accept the default selected and click **'Import'**



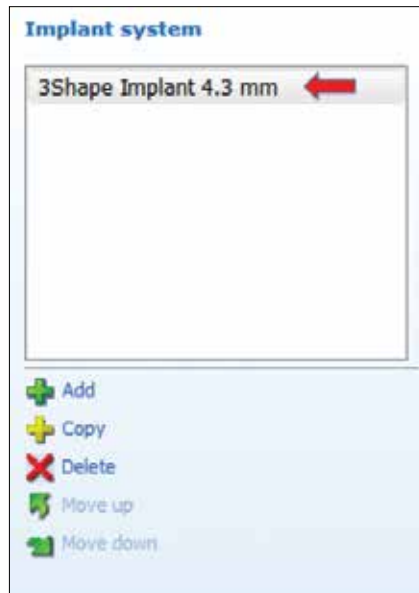
- 3.2.5 You will receive confirmation if the materials have been saved successfully



- 3.2.6 Click **'OK'**
- 3.2.7 Confirm that the file has been imported by going to Abutments > Implant Systems



3.2.8 Under Implant System, you will see the library that was imported



3.2.9 You are now ready to use the libraries

4.0 TECHNICAL SUPPORT

- 4.1 Hours: 7:00 a.m. – 6:00 p.m. Pacific Time
- 4.2 Email: TechnicalSupport@GlidewellDental.com
- 4.3 Phone: 866-791-9538

