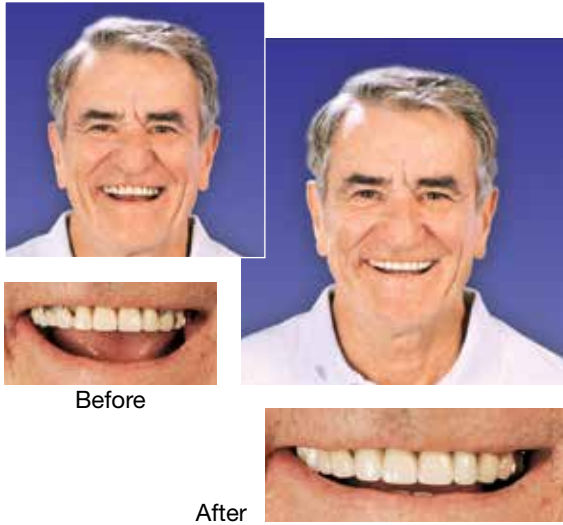


PARTIAL DENTURE OPTIONS

Before & After Cases



"With my old partial, I was afraid to smile. Now, I smile all the time."



Your Simply Natural Partial[™] are individually hand crafted by skilled dental technicians using proven partial designs, high-quality materials, and state-of-the-art equipment. This process guarantees that your new partial will be strong, durable and comfortable for many years to come.



To improve the look and durability of your new partial denture, ask your dentist about premium denture teeth.

Your dentist is among a select group of trained professionals that offer Simply Natural Partial[™].


All trademarks are property of their respective owners.

Clinical dentistry and patients provided by Dr. Ray Padilla, West Covina, CA.

Ask your dentist how Simply Natural Partial[™] can improve and restore your missing teeth.



"I hardly notice I'm wearing a partial."



"We never knew there were so many options available to eliminate shiny metal clasps."

Simply Natural Partial[™]

Choose the Right Partial for You

There are many choices of materials to use for creating your custom designed partial denture. Your dentist will determine your unique needs through an oral examination and present your options. Your product choices may include some of the following:

Vitallium 2000®

This industry-standard alloy is manufactured in a unique quality controlled process that creates a strong, light-weight and comfortable partial denture.



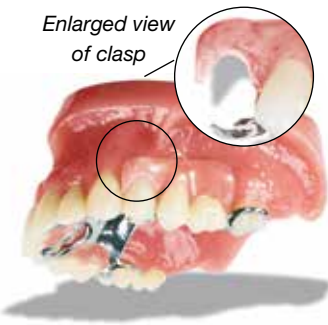
Thermoflex™

Thermoflex™ is a strong resin clasp that matches your existing tooth color and can be used in most cases to replace shiny metal clasps.



Vitallium®/Valplast®

When you want the strength of metal and the esthetics of Valplast, this is your best choice. By utilizing Valplast clasps with Vitallium, your partial will not interfere with your smile.



Gold

The use of gold in dentistry dates back to the early Egyptians. Using gold can improve the look of basic metal clasps and is the most biocompatible metal available.

Valplast®

Valplast, a durable tissue-colored thermoplastic, can be used with or without all available metals to improve the look and feel of your partial denture.

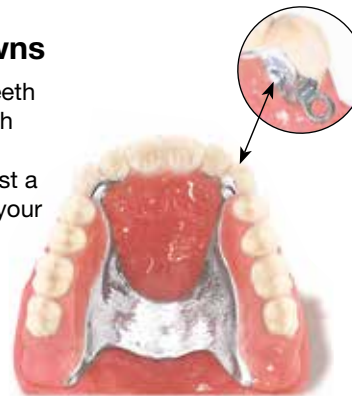


Titanium

If you're sensitive to most conventional metals, titanium could be the answer. Its high strength and light weight make it very comfortable to wear.

Partial with Crowns

When your remaining teeth need to be replaced with crowns and a partial, your dentist may suggest a partial that attaches to your crowns with special connectors, creating a more esthetic and comfortable partial.



What Is Involved

Getting a new partial can be simple and painless. Typically, no drilling of your teeth is needed. Your dentist will determine your unique dental needs in order to give you a comfortable partial.

Follow your dentist's care and cleaning instructions to keep your new partial looking great for many years to come.

On your first visit, after an oral examination, your dentist will ask key questions about your partial to ensure it will be designed to be comfortable, esthetic and durable. Preliminary impressions are taken and sent to the laboratory for your final treatment plan.



During your next appointment, your dentist will review your treatment options and take final impressions. These impressions are sent to the laboratory to begin fabrication of your new partial.



At the following appointment, your partial is evaluated for comfort and tooth position. Using a wax try-in of your partial denture, your dentist ensures that your new teeth are positioned correctly. This wax try-in is sent to the laboratory for final processing.



At the final appointment, your new Simply Natural Partial is delivered. Your dentist will explain the proper care needed to maintain your partial for maximum longevity.

