

• **BioTemps Provisionals Rx** •



**GLIDEWELL
LABORATORIES**

4141 MacArthur Blvd. • Newport Beach, CA 92660

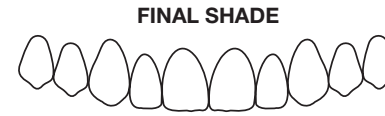
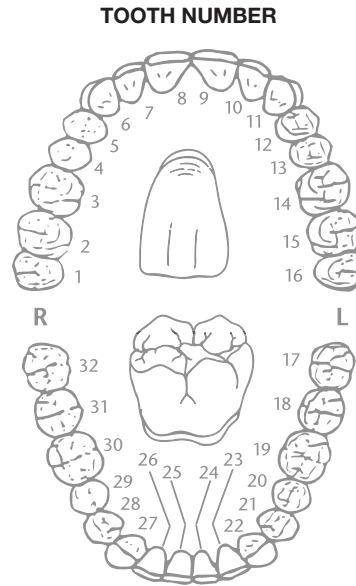
800-777-0695 • Fax 800-411-9722
glidewell dental.com

Dr. Name _____ Phone # _____

Acct. # _____ Patient Name _____
First Last

Address/Email _____ **Deliver by 5 p.m. on** See Reverse for Working Times

Enclosed with case: Impressions Models Bite Photos Other: _____



Indicate Shade Here

SELECT INCISAL EDGE TYPE



Rounded Squared Pointed

SELECT PONTIC DESIGN TYPE



Pontic site healing: Prepare ovate socket on tooth #(s) _____ by _____ mm

Splinted* Individual units
 Cement-on implant Screw-retained implant

Abutment #(s) _____

Pontic #(s) _____

Extract #(s) _____

Extend Gingival Margins:

Tooth #(s) _____, _____ mm

Amount of Prep Reduction: 1 mm* 2 mm

Perio treatment: Prepare tooth below gingival on tooth #(s) _____ by _____ mm

Perio site healing: Prepare ovate socket on tooth #(s) _____ by _____ mm

CHOOSE RESTORATION

- BioTemps Provisionals**
 - 6-month warranty / 5 working days
 - Reinforcement: None Wire* Fiber
- BioTemps with Cast-Metal Substructure**

Transition Crowns & Bridges

- (No reinforcement available)*
Transition C&B are milled from an acetal resin block
- 2-year warranty / 6 working days
 - Fabricated using a virtual CAD preparation
 - Design files are stored for 2 years

Fabricate Over:

- Lab Prep Solid Model
- Die-Trim Model Implant

Smile Transitions

- (No reinforcement available)*
Smile Transitions are milled from an acetal resin block
- 30-day warranty / 7 working days
 - Fabricated as a no-prep temporary solution
 - Design files are stored for 2 years

Upper:
Tooth # _____ to Tooth # _____

Lower:
Tooth # _____ to Tooth # _____

Occlusion:

- Maintain Occlusion*
 - Increase VDO _____ mm
- *Standard unless specified otherwise

Signature _____ License # _____ Date _____

(see reverse for limited warranty details)

IN-LAB WORKING TIMES

All restorations made in the USA.

Please allow full working time for each product selected. Working times are NOT guaranteed and do NOT include weekends or holidays. Rush service available on most products but must be prescheduled (see below).

IN-LAB WORKING TIMES

Obsidian/Diagnostic wax-up	5 days	Partials & Dentures	
Obsidian w/ attachments	7 days	Metal Frames	6 days
Custom abutments	8 days	Metal Frame with teeth and wax.....	11 days
All-ceramic/Zirconia restorations	5 days	Metal Partial to finish	12 days
Full-cast restorations	5 days	Occlusion rims/Custom tray	3 days
Composite restorations	3 days	Denture setup try-in	5 days
Fiber-reinforced composites	5 days	Denture try-in to finish	5 days
BioTemps Provisionals	5 days	Valplast/tcs setup teeth in wax.....	5 days
With cast-metal substructure	6 days	Valplast/tcs start to completion	7 days
With cast-metal substructure over implant ..	6 days	Denture soft liner/acrylic repair or reline.....	5 days
Screw-retained over implant.....	6 days	Partial repair/reline	5 days
Smile Transitions appliance	7 days	PlaySafe mouthguards/Silent Nite sl	4 days
Transition Crowns & Bridges	6 days	TAP/TAP 3/EMA	5 days
Lava	5 days	Comfort H/S Bite Splint	4 days
		Nightguards/Bleach trays/Retainers	4 days

All rush cases must be prescheduled by calling **800-944-7874** before the case is shipped. Time of pickup and delivery may affect turnaround time.

TERMS AND WARRANTY INFORMATION



All Restorations Made in the USA

We honor VISA, MASTERCARD, AMEX and DISCOVER.

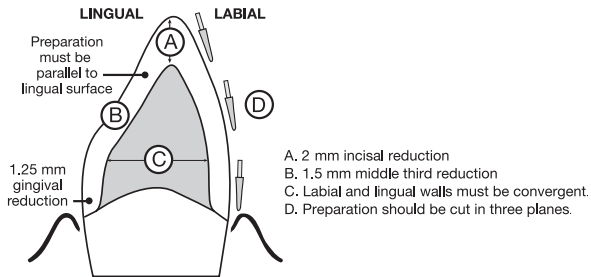
TERMS: Cost of collection of any account will be paid by the customer. All accounts are payable within 30 days of statement date. **Accounts not paid within the stated terms will be subject to COD status and a late charge of 2 percent of the unpaid balance.** Prices subject to change without notice. Rx must be enclosed with original case submission.

NO-FAULT REMAKE POLICY: Glidewell Laboratories is pleased to process all remakes or adjustments at no additional charge if requested within the warranty period and accompanied by the return of the original appliance.

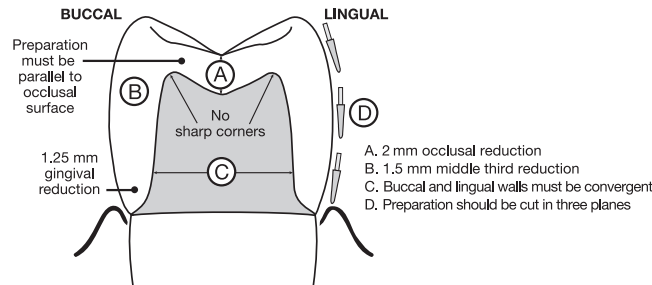
LIMITED WARRANTY/LIMITATION OF LIABILITY. For warranty terms and conditions and limitation of liability, visit glidewell dental.com/policies-and-warranties/.

PREPARATION GUIDELINES

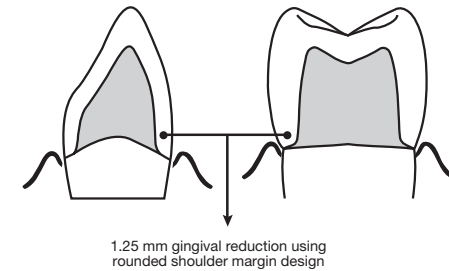
OBSIDIAN TO METAL ANTERIOR



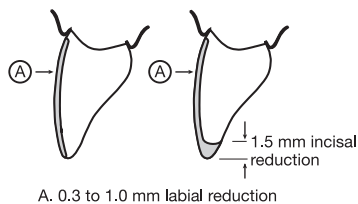
OBSIDIAN TO METAL POSTERIOR



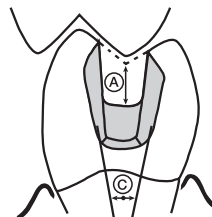
OBSIDIAN TO METAL – CERAMIC LABIAL OR 360° MARGIN



ALL-CERAMIC/COMPOSITE VENEERS

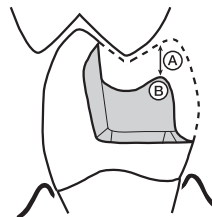


INLAY



A. 1.5 to 2 mm occlusal reduction
 B. Round all sharp line angles and occlusal edges, and eliminate undercuts.
 C. Proximal and occlusal walls should have 6-8 degrees taper

ONLAY



ALL-CERAMIC/COMPOSITE CROWNS

