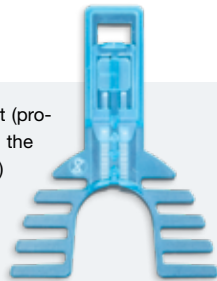


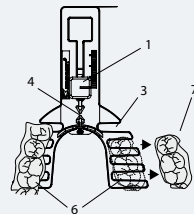
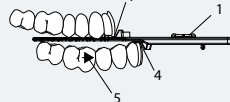
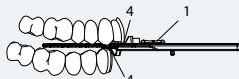
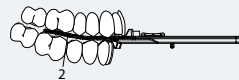
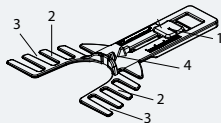
Protrusion Gauge

The Protrusion Gauge is designed to directly register the appropriate mandibular advancement (protrusion) for the patient receiving a Glidewell sleep appliance. The elastic framework adapts to the bending of the bite plane and is intended to provide easy removal of the vinyl polysiloxane (VPS) registration material afterward. Bending the gauge should not affect the accuracy of the registration, which helps to ensure a clinically precise result. If for any reason a proper bite registration cannot be obtained, the sleep appliance can also be manufactured on occluding models.



Features of the Protrusion Gauge:

- 1 Protrusion slide
- 2 Bite registration area
- 3 Bite registration retentions
- 4 Bite area for upper and lower
- 5 Protrusion
- 6 Bite registration
- 7 Bite registration removed



Call or go online for more information

888-303-3975

 glidewelldirect.com

 **Glidewell**

Instructions for use

Clean and assemble the Protrusion Gauge. Typically, one-half of the maximum protrusion is recommended as the advanced position of the lower jaw. If the advanced position is already known, skip steps 2 and 3 and proceed with step 4 to mark the desired protrusion and register the bite.



STEP 1: Insert the Protrusion Gauge, using the upper centrals to ensure proper alignment.



STEP 2: Mark the position of the patient's jaw when in natural bite alignment.



STEP 3: Ask the patient to extend his or her jaw as far forward as possible, and mark this maximum protrusion.



STEP 4: Mark the desired final protrusion (typically one-half the maximum protrusion). Retract the jaw to slide the gauge into this final position.



STEP 5: Use bite registration material to register the bite alignment at the desired final protrusion.



STEP 6: The bite registration taken with the Protrusion Gauge will be used to align the patient's customized sleep appliance.

MKT-012671_2 GD-2589-010421

Call or go online for more information



888-303-3975



glidewelldirect.com

