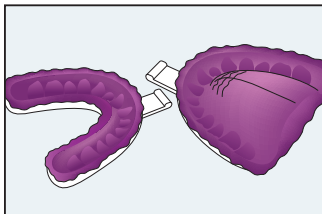
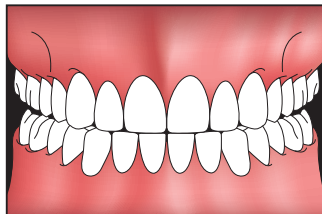


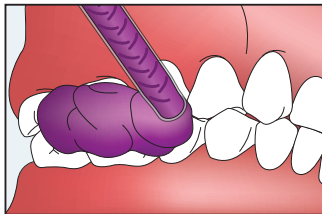
## BITE REGISTRATION GUIDE FOR SLEEP APPLIANCES



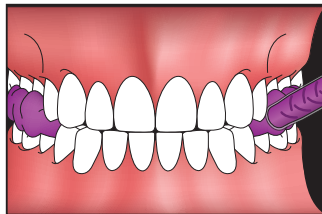
**STEP 1:** Take full-arch impressions of the maxilla and the mandible using VPS impression material.



**STEP 2:** Instruct the patient to move teeth into a comfortable protrusive position. If a protrusion gauge is not available, an edge-to-edge position is recommended.



**STEP 3:** With the patient in this protrusive position, inject bite registration material into the posterior opening of both quadrants.



**STEP 4:** Allow the material to fully set. Send the full-arch impressions, bite registration and a completed Rx to the lab for fabrication of the appliance.