



4141 MacArthur Blvd. • Newport Beach, CA 92660
 888-278-0414 • Fax 800-411-9722 • glidewell.com

Dr. Name _____ Phone # _____

Acct. # _____ Patient ID/Name _____
First Last

Address/Email _____ **Deliver by 5 p.m. on** See Reverse for Working Times



Signature _____
 (Submission of this Rx constitutes agreement with limited warranty terms and conditions. See reverse for details.)

License # _____ Date _____

Enclosed with case: Impressions Models Bite Photos Other: _____

Enclosed Item Description (circle all that apply)	Shipment Purpose		QTY	Value USD\$
	R - Remake/Adjust/Processing	C - Credit N - New		
Impression / Bite				
Models				
Articulator				
Partial / Denture				
Thermoforming Appliances				
Crown / Bridge / Inlay / Onlay / Veneer				

If item is not listed above, or if item is Non-Glidewell origin, please email Import/Export for pre-shipment authorization.
 We are unable to import non-Glidewell fabricated restorations into the U.S. In addition, implant components require FDA registration details. For FAQ please reference Canadian Customer Shipping Requirements Packet.

Case ID
 (Applicable for Returns)

BEFORE SHIPPING, PUT THIS LABEL ON OUTSIDE OF CASE BOX

FINAL SHADE



STUMP SHADE

Must indicate prepped tooth shade for all-ceramics

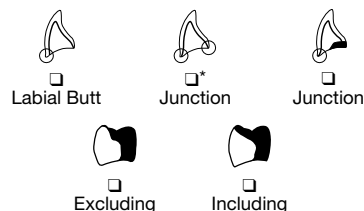
OCCLUSAL STAINING

None Light* Medium Dark

PONTIC DESIGN



MARGIN/METAL DESIGN



IF NO OCCLUSAL CLEARANCE

- Call doctor Spot opposing
- Metal occlusion Metal island
- Make this a permanent note in my master file

ZIRCONIA/ALL-CERAMIC RESTORATIONS

- BruxZir Full-Strength* (> 1,000 MPa)
- IPS e.max
- Bilayered Clinical Zirconia

VENEER

- IPS e.max veneer*

CERAMO-METAL & PFMS

- Obsidian Fused to Non-Precious*
- Obsidian Fused to White Noble
- Obsidian Fused to WHN
- Porcelain fused to OcclusalGold YHN

FULL-CAST RESTORATIONS

- Noble-Cast 45 YN (40% Au)
- Noble-Cast 60 YHN (57.5% Au)*
- Non-Precious
- White Noble
- WHN (40% AU)
- Post & Core

COMPOSITE RESTORATIONS

- Composite Fiber Reinforcement

PROVISIONAL RESTORATIONS

- Transition C&B
- Abutment #(s) _____
- Pontic #(s) _____ Total units _____
- Splinted* Cement-on implant
- Individual units Screw-retained implant

Amount of prep reduction: 1 mm* 2 mm

- Perio treatment: Prepare tooth below gingival on tooth #(s) _____ by _____mm
- Pontic site healing: Prepare ovate socket on tooth #(s) _____ by _____mm

**Standard unless specified otherwise*


IN-LAB WORKING TIMES

Please allow full working time for each product selected. Working times are **NOT** guaranteed and do **NOT** include weekends or holidays. Rush service available on most products but must be prescheduled (see below).

All-ceramics/fiber-reinforced composites.....	9 days
Diagnostic wax-up	9 days
Composites	7 days
Transition Crowns & Bridges	10 days
Ceramo-metal & PFMs.....	9 days
Full-cast restorations.....	7 days

All rush cases must be prescheduled by calling **888-278-0414** before the case is shipped.
Time of pickup and delivery may affect turnaround time.

TERMS AND WARRANTY INFORMATION



All Restorations Made in the USA

We honor VISA, MASTERCARD, AMEX and DISCOVER.

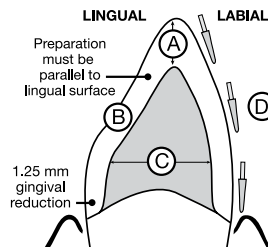
TERMS: Cost of collection of any account will be paid by the customer. All accounts are payable within 30 days of statement date. **Accounts not paid within the stated terms will be subject to COD status and a late charge of 2 percent of the unpaid balance.** Prices subject to change without notice. Rx must be enclosed with original case submission.

NO-FAULT REMAKE POLICY: Glidewell is pleased to process all remakes or adjustments at no additional charge if requested within the warranty period and accompanied by the return of the original appliance.

LIMITED WARRANTY/LIMITATION OF LIABILITY. For warranty terms and conditions and limitation of liability, visit glidewell.com/policies-and-warranties.

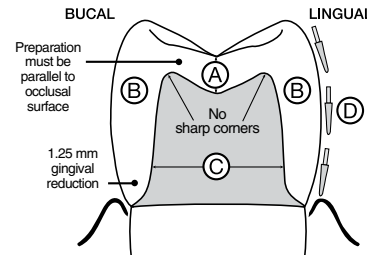
PREPARATION GUIDELINES

OBSIDIAN FUSED TO METAL ANTERIOR



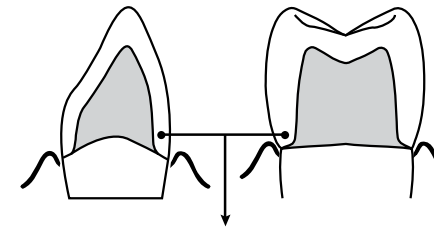
- A. 2.0 mm incisal reduction
- B. 1.5 mm middle third reduction
- C. Axial walls must be convergent (avoid undercuts)
- D. Preparation should be cut in three planes
- E. To achieve optimal impression quality, gingival retraction is necessary for preparations with subgingival or equigingival margins

OBSIDIAN FUSED TO METAL POSTERIOR



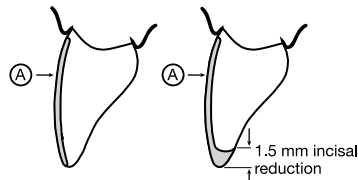
- A. 2.0 mm occlusal reduction
- B. 1.5 mm middle third reduction
- C. Axial walls must be convergent (avoid undercuts)
- D. Preparation should be cut in three planes
- E. To achieve optimal impression quality, gingival retraction is necessary for preparations with subgingival or equigingival margins

OBSIDIAN FUSED TO METAL – CERAMIC LABIAL OR 360° MARGIN



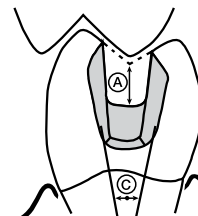
1.25 mm gingival reduction using rounded shoulder margin design

ALL-CERAMIC/COMPOSITE VENEERS



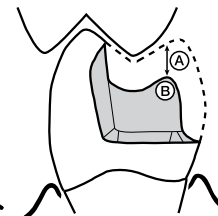
A. 0.3 to 1.0 mm labial reduction

INLAY



- A. 1.5 to 2.0 mm occlusal reduction
- B. Round all sharp line angles and occlusal edges, and eliminate undercuts
- C. Proximal and occlusal walls should have 6–8 degrees taper

ONLAY



- A. 1.5 to 2.0 mm occlusal reduction
- B. Round all sharp line angles and occlusal edges, and eliminate undercuts
- C. Proximal and occlusal walls should have 6–8 degrees taper

ALL-CERAMIC/COMPOSITE CROWNS

